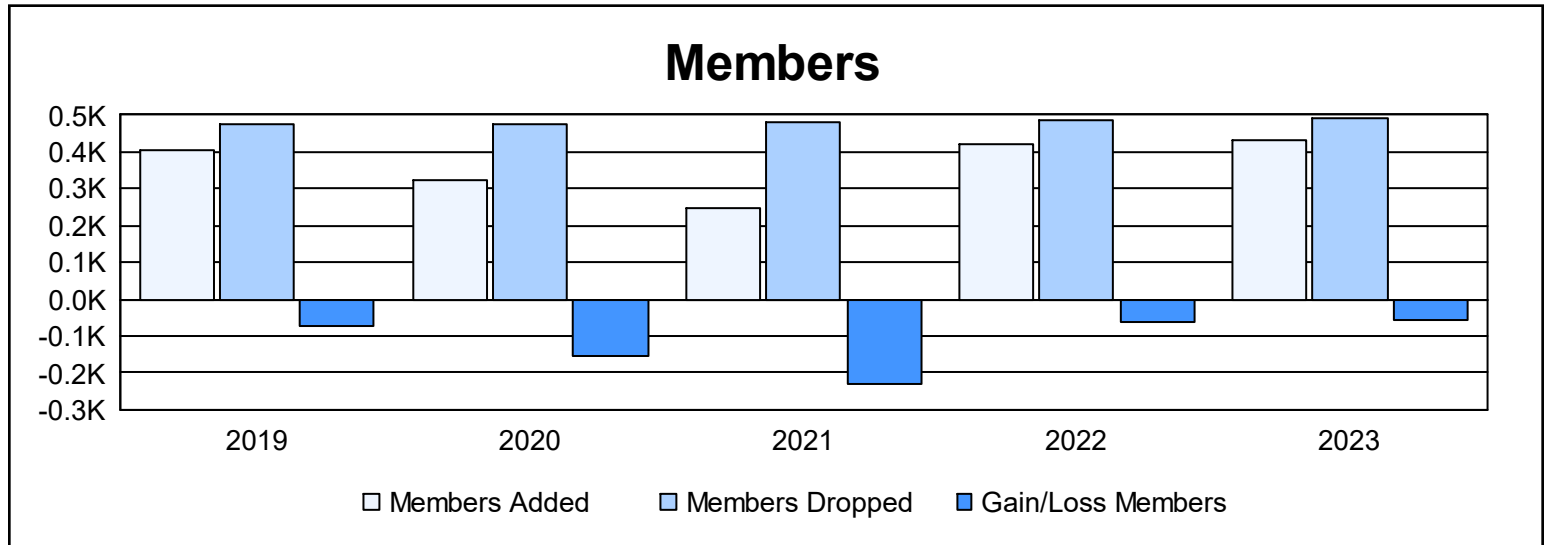
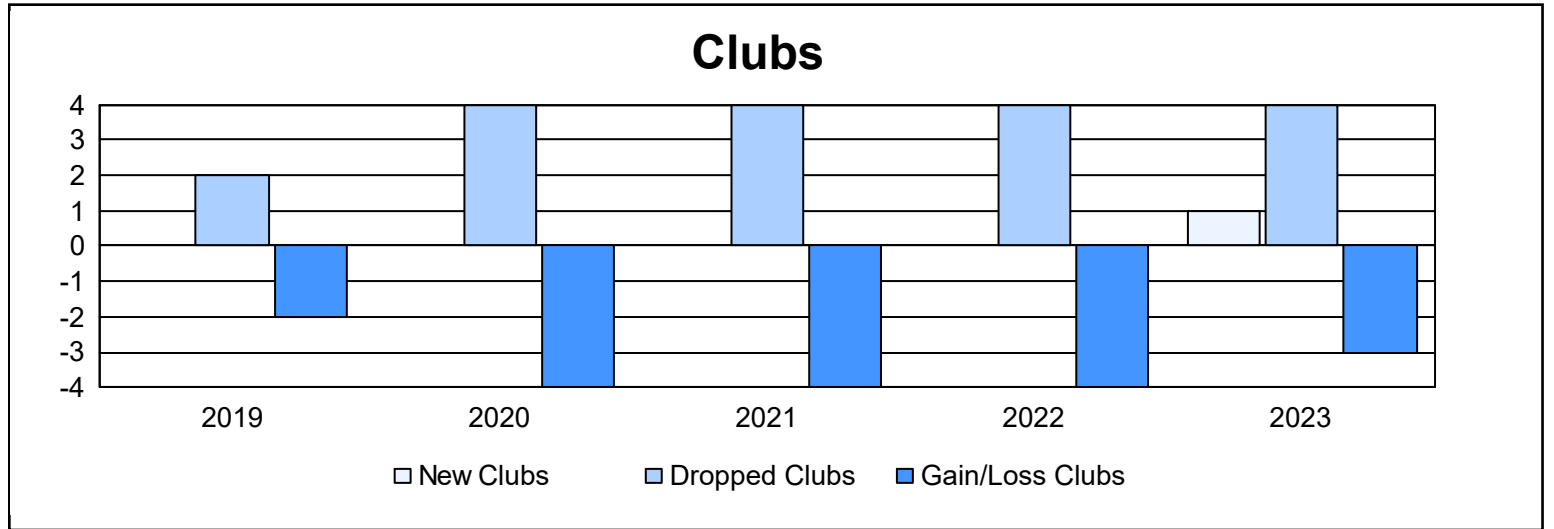
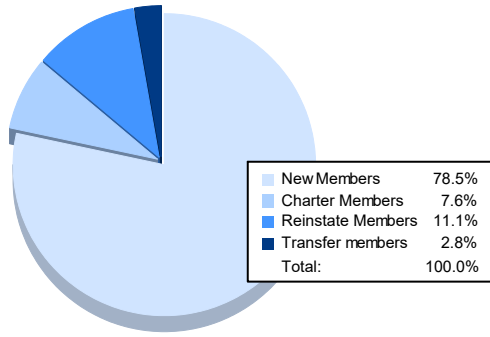


Year	New Clubs	Dropped Clubs	Gain/ Loss Clubs	New Members	Charter Members	Reinstate Members	Transfer Members	Total Member Added	Total Members Dropped	Gain/ Loss Members
2018-2019	0	2	-2	324	6	54	19	403	478	-75
2019-2020	0	4	-4	258	1	42	21	322	477	-155
2020-2021	0	4	-4	185	1	37	24	247	479	-232
2021-2022	0	4	-4	343	0	29	49	421	484	-63
2022-2023	1	4	-3	339	33	48	12	432	491	-59
<b>Average</b>	<b>0</b>	<b>4</b>	<b>-3</b>	<b>290</b>	<b>8</b>	<b>42</b>	<b>25</b>	<b>365</b>	<b>482</b>	<b>-117</b>



### Membership Composition June 2023 Cumulative



### Gender Composition June 2023 Cumulative

